



Elementary School Guide

for Foreign Parents and Guardians

English Version



Parents/Guardians are those who are taking care of the child.

Introduction

Japan has a public and private elementary school system. This guide has been created for children who are enrolled in public elementary schools within Ota City only.

Private elementary schools will be quite different, so please contact them directly for details.

We hope that this guide will make entering elementary school stress-free for parents and children.

Table of Contents

1	Procedures for admission to elementary school (If your child will be a new 1st grade student in April).....	2
2	Annual School Schedule.....	3
3	A Day in School.....	4
4	The Role of Parents/Guardians.....	5
5	Documents to be submitted to the school before and after admission.....	8
6	School supplies.....	9
7	School related fees.....	12
8	Children's Health and the Infirmary Room.....	12
9	Can your child do these things on their own?.....	13
10	Things not allowed in school.....	13
11	School Print-outs.....	14
12	School Emergency Contact System.....	14
13	Words used at school (Vocabulary and glossary).....	15
14	Japanese Language School for Children.....	21
15	Where to get information when you have problems or concerns.....	21



1

Procedures for admission to elementary school (If your child will be a new 1st grade student in April).

On April 1st, *a child who is 6 years old will be considered a new 1st grade student

<p>October Application to enter school</p>	<p>If your child is of foreign nationality, please submit a School Application at the Education Board Consultation Desk (NISSAY Aroma Square 5th Floor, 5-37-1 Kamata, Ota-ku).</p> <p>Please bring your child's residence card.</p> <p>※ If your child will not go to an Ota City elementary school, please inform the Education Board.</p> <p>※ If you do not have a residence card, please go to the Multilingual Consultation Desk (Pg.21).</p>
<p>Late October to November Health exam for school entry</p>	<p>When you enroll your child, you will receive a Health Examination notice.</p> <p>The date and location of the exam are written on the notice. On the designated day, your child will receive a health exam.</p> <ul style="list-style-type: none"> • Things such as height, weight, eyesight and hearing will be checked. <p>※ You will receive a Child Questionnaire on the day of the exam. Please write your address, mark your house location on the map, family member's names, etc., on the questionnaire. Please include foods that your child can't eat due to allergies or for religious reasons. Submit the questionnaire at the parent information session.</p>
<p>Early December Attendance Notice</p>	<ul style="list-style-type: none"> • You will receive a School Attendance Notice. • The school your child will be entering is written on the notice. • Please go to the school using the address provided.
<p>January to February Parent Information Session</p>	<ul style="list-style-type: none"> • The school your child will be entering will have an information session. • The date and location will be provided at the time of the Health Exam. • What to prepare before entering school and daily school routines will be explained. • It is very important to attend this meeting.
<p>Early April Entrance Ceremony</p>	<ul style="list-style-type: none"> • Teachers, current students, and local community members will welcome the new 1st grade students at a ceremony that celebrates their beginning school. The ceremony is approximately 1 hour. • The Principal and teachers will give speeches to congratulate the students. The homeroom teachers will be introduced. • Parents/guardians and the new students attend the ceremony in formal wear (suits, etc.). Following the ceremony, group photos will be taken with the teachers and children.

* Example: A child who is 6 years old on April 1st, 2022 (Reiwa 4) will have their birthday between April 2nd, 2015 (Heisei 27) and April 1st, 2016 (Heisei 28).

※ In the case that your child will enter school in the middle of the school year, please consult with the Education Board Consultation Desk.



2 Annual School Schedule

The school year has three semesters. Below is an approximate schedule. There may be variations from year to year.

1st Semester: April 6th to July 20th, 2nd Semester: September 1st to December 25th, 3rd Semester: January 8th to March 25th. The order and dates of the events vary depending on the school.

April	↑ 1st Semester ↓	Entrance Ceremony, Opening Ceremony for the 1st semester, *Parent/Teacher meeting, *School Field Trip, *Health Exam, *Growth measurement check.
May		*Sports Festival Day(Some schools hold this event in the fall)*Individual Parent/Teacher meetings.
June		*Open class for observation, *Swimming instruction begins. *Swimming classes begin
July		Closing Ceremony for the 1st semester, Summer break begins (there is summer homework).
August		Summer Holidays (School day: There is one day of school scheduled)
September	↑ 2nd Semester ↓	End of summer holidays, Opening ceremony for the 2nd semester, *Emergency pick-up drill, *Open class for observation, *Growth measurement check, *End of swimming instruction.
October		* Individual Parent/Teacher meetings, *Study camp *Swimming classes end
November		*Performances, art exhibitions and student exhibitions (Some schools do not have these. If the school does have these events, the schedule will be different for each school).
December		* Parent/Teacher meeting , Closing Ceremony for 2nd semester Winter Break
January	↑ 3rd Semester ↓	Opening Ceremony for 3rd semester, *Growth measurement check
February		* Open class for observation
March		Graduation Ceremony, Closing Ceremony for the school year, Spring break

Evacuation drills are held every month.



3 A Day in School

This is an example only. Each school will have its own schedule. Please read the print-outs from your school carefully.

8 : 10 ~ 8 : 25	<p>Going to school</p> <ul style="list-style-type: none">• Your child should go to school using the planned route provided by the school.• The gates will close at the designated time.• If your child will be late or absent, you must advise the school using the Correspondence Notebook. (Pg.7) If you are in a hurry, you may call the school instead.
8 : 30 ~	<p>Morning homeroom</p> <p>Morning greetings in the classroom and announcements from the teacher.</p> <p>There are also days with a general assembly, where all students gather.</p>
8 : 45 ~	<p>Classes</p> <ul style="list-style-type: none">• In the morning there are four 45 minute periods. Each day there are different subjects.• In between periods, there are breaks.• Your child should use the bathroom during break time.
12 : 15 ~	<p>School lunch</p> <ul style="list-style-type: none">• Lunch is provided by the school. There is a school lunch fee. (Pg. 12)• There is no school lunch served on Saturdays.• The children take turns serving lunch. This is called Kyuushoku Toban.• Occasionally there are days when the school lunch will not be served. The school will notify you with a print-out beforehand.
13 : 00 ~	<p>Lunch break</p> <ul style="list-style-type: none">• The children will play in the classroom or the schoolyard. In some schools, children and teachers will perform cleaning duties.
13 : 30 ~	<p>Classes</p> <ul style="list-style-type: none">• Some days have afternoon periods while other days don't. Please check the school timetable carefully.• Depending on whether there are afternoon classes, the end of school time will vary. <p>Afternoon homeroom</p> <ul style="list-style-type: none">• The teacher distributes print-outs and announces important information about the next day. <p>Going home</p> <ul style="list-style-type: none">• Your child goes home.• For a while, after your child begins school, the children will travel home in a group using the designated route. This is called Shudan Gekou.

《Spending time after school (When classes have finished)》

After School Childcare (Children's center, After schoolyard)

When parents/guardians cannot take care of their child after school due to work or other circumstances, you can use after school childcare programs (Gakudo-hoiku). You must apply for these programs at the Ota City Hall, Child Care Support Division. You must apply around November to enter the program in April of the next year. There are a limited number of places available.

After school classroom (Houkago-kodomo-kyoushitu)

Any child can use this classroom at their school. A designated area of the school will be available for free play or study. Registration is required in advance. The registration application will be distributed in April. Parents/guardians fill out the application form and hand it to the After school classroom.



4 The Role of Parents/Guardians

Before and after entering school.

- Set a regular bedtime and wake time. Make sure your child eats breakfast.
- Practice walking from home to school together so that your child will be able to walk to school after the Entrance Ceremony by themselves.
- Prepare all supplies that will be used at school. (Pg. 9)
- Decide how to write your child's name in Hiragana.
For example Peter ペーたー / ひーたー
- Write your child's name on all items that will be brought to school.
- Fill out all documents (Pg. 8), to be submitted to the school by the indicated deadline.
- Help your child to practice putting and removing their name tag (Pg. 9) by themselves.
- Attend the Entrance Ceremony.

Everyday tasks.

- **Manabi Pocket (Contact app) · Correspondence Notebook.**
 - Please contact through Manabi Pocket or Communication Notebook when your child is absent from school, being late for school or going home early. When your child is absent from school, ask a neighborhood student to bring your Communication Notebook to school. When your child goes home early, your child will bring your Communication Notebook home. If you are in a hurry, you can call the school directly
 - If there is something that you do not understand, please use the Correspondence Notebook to ask the homeroom teacher about it.
- **Please check the messages through Manabi Pocket and handouts from the school.**
 - Ask your child if there are any print-outs from the school and then check them.
 - If you do not understand the contents, please ask a Japanese speaker or use a translator.
- **Checking Homework.**
 - Check to see if your child has completed their homework.
- **Preparing for tomorrow.**
 - Your child will prepare what they need for tomorrow's classes. Please help them.
- **To be laundered by Monday.**
 - Indoor shoes, gym clothes, and lunch mats (Pg. 10), should be washed, and taken to school on Monday.
 - If your child was serving school lunch that week, please wash and iron the white coat and hat and return it to the school on Monday.
- **Check your child's health in order to avoid spreading the novel coronavirus.**
 - Measure and record your child's temperature on their "health check card" and sign with your signature.
 - Stay at home if your child or the other family member feels unwell (high temperature, cold symptoms etc.).

Tasks several times a year

- **Lunch Box (Bento), water bottle**
 - On days with no school lunch, please prepare a box lunch and have your child bring it to school.
 - Please do not put candy or snacks in the box lunch.
 - The water bottle should contain water or tea. Juice is not allowed.
- **Attend the parent/teacher meetings.**
 - There are 3 to 4 parent/teacher meetings each year. Important information is provided at these meetings, so please attend them. Teachers and parents will have important discussions.
- **Attend the individual parent/teacher meetings**
 - There are individual meetings with the homeroom teacher 1 to 2 times per year. You will find out how your child is doing at school and talk about their home life.
- **Visit the open class observation sessions**
 - There will be open class observation sessions 3 to 4 times per year, where you can go to the school and observe your child in class and see what they are like at school.
- **Help your child with their urinalysis. (Once a year, around May.)**
 - Receive a container and a printout from the school. Collect your child's first urine in the morning and put it in the container, then the child brings it to school.



- PTA (Parent-Teacher Association)
 - This is the parents and teachers group. It is optional to join, but most people do.
 - PTA members do activities for the children, help during the Sports Festival Day, go on Safety Patrols, or make newsletters, etc.
- Participate in school events.
 - Please participate in school events, such as Sports Festival Day.
- Emergency Training.
 - Once a year there will be emergency training at the school. For example, following a large earthquake, you will need to pick up your child at school. Each school will have this training on a different date.

Please note!

- When parents/guardians go to the school:
 - When you go to the school, please wear your ID card (Nametag) around your neck. ID cards are distributed during the Entrance Ceremony.
 - When you go to the school, please bring slippers or indoor shoes, and a bag for them with you.
 - When your child is late or will leave early, they must be accompanied by a parent/guardian.
 - In the case of a large earthquake (seismic intensity of 5 or higher), you must pick up your child from school.

In the case of a typhoon, if there is a storm warning or Emergency warning issued by 7 am, the school will be closed temporarily. You will receive e-mails sent via the School Emergency Contact System. (P14)

How to use the Correspondence Notebook

- (My child will be absent today because he/she has a cold.)
かぜ で やすみます。
KAZE DE YASUMIMASU
- (My child will be absent today because he/she has a fever.)
ねつ が あるので やすみます。
NETSU GA ARUNODE YASUMIMASU
- (My child will go to the hospital first and then go to school by 00:00.)
びょういん に いくので 〇〇:〇〇 に がっこう に いきます。
BYOUIN NI IKUNODE 〇〇:〇〇 NI GAKKOU NI IKIMASU
- (My child will be absent today because he/she has an injury.)
けが を したので やすみます。
KEGA WO SHITANODE YASUMIMASU
- (My child will leave school early today to go to the hospital.)
びょういん に いくので そうたい します。
BYOUIN NI IKUNODE SOUTAI SHIMASU



5 Documents to be submitted to the school

Child Questionnaire

Pg.1

児童調査票 (Child Questionnaire Page 1) includes fields for student name, grade, and a table for recording various types of absences (e.g., illness, family matters, etc.) with dates and reasons.

Pg.2

Child Questionnaire Page 2 is a large open area for writing, with a header for the student's name and a footer for the school name.

Home Emergency Contact Card

家庭緊急連絡票 (Home Emergency Contact Card) contains sections for emergency contacts (family members, neighbors), school information, and a declaration of the card's validity.

Pick-up/Drop-off Card

学校送迎券 (Pick-up/Drop-off Card) is used to record the names of parents or guardians who pick up or drop off children, with fields for name, phone number, and date.

Food allergy Information

食物アレルギー対応 申出書 (新規・継続・変更) (Food Allergy Information form) includes a declaration of allergy status, a list of allergens (e.g., peanuts, eggs, dairy), and contact information for the parent/guardian.

There are also health survey forms, questionnaires and school aid notices. If you cannot fill these out yourself, please come to the Multilingual Consultation Desk (Pg. 21)



6 School supplies

- ★ Each school will require slightly different items. Please check the print-outs from your school carefully.
- ★ Write your child's name, grade, and class/group number on everything.

[1] Provided by the school for free.


Textbooks (Standard)



Safety Hat (Standard)



Emergency alarm




Name Tag




[2] Provided by the school for a fee, which will be paid afterward.

Notebooks



Tool Box

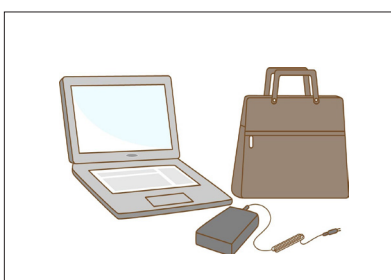


Correspondence Notebook / bag



[3] Provided by the school

Tablet (Chromebook) with bag/charger



Helmet



※You can borrow a mobile router if needed (e.g. if you have no internet service). Application is required. (will be returned afterwards). If you break the item, please contact the school.


[3] Items to prepare at home before and after admission.

- (A) Please buy what the school specifies.

Indoor Shoes

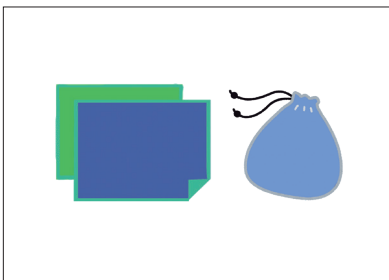


PE Wear·Red and White




* You sew a cloth/ nametag with your child's name, grade and class on PE wear. You can buy the cloth or badge at a 100 yen shop.

Luncheon mat (check school information for sizes) and carrying bag



Hand bag (check school information for




Disaster Protection



Please prepare the good above in the size instructed by the school.

- (B) Prepare the kind that your child likes.

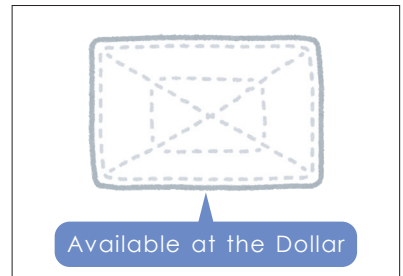
Randoseru



Athletic Shoes



Dust Cloth(Zoukin)



Handkerchief · Pocket



Raincoat · Umbrella



Mask



Writing Tools (There may vary from school to school. Read your school handbook carefully.)

Pencils...B or 2B (Prepare 5 or 6 pencils)

Sharpen the pencils every day, so they write well, to take to school.

Red Pencil...1

Pen for writing name...1

Eraser...Must be white.

Pencil Case...Box-shaped and plain, not metal.

Writing mat...Plain, without images

Free notebook...White



5 The school will request these items and specify exactly what kind to prepare.

Keyboard Harmonica




Skipping Rope



Swimsuit, Swimming cap, Pool




Ruler




Cellophane Tape, Coupy-Pencils (colored crayons)



Scissors with cap



Cray-Pas (Pastels)



※ A pair that fits your child's hand and includes a cap.



7 School related fees

① Textbook fees/ Tuition fees	Free
② School Lunch fees	It is 0 yen or no cost for the year 2024. For the year 2025, the fee is still undecided.
③ Teaching material fees · School outing fees	Paid on a per case basis. Fees vary depending on your child's grade. Information is provided in the yearly schedule.
④ PTA membership fees	Paid yearly. The exact amount determined by your school.

※ Open a bank account as instructed by the school before enrollment. (Japan Post Bank is widely used.) The money will be directly debited from this account. Other school outings and teaching material fees will be paid in cash sent directly to the school.

※ School Aid

If it is difficult to pay for school lunch or teaching materials, there is aid available.

Please select the option for school aid on the school assistance application form and write down what you need.

There will be an examination for School Aid. If your family has a high income, even if you want to receive school aid, you will not qualify.



8 Children's Health and the Infirmary Room

- Schools have an Infirmary Room and a health teacher (school nurse).
- If your child is injured or feels sick at school, they will first go to the Infirmary Room to receive first aid.
- If your child needs to go to the hospital or needs to go home, the school will call parents/guardians.

《Caution!》

When a child becomes infected with Coronavirus or Influenza:

- Infectious diseases such as coronavirus, influenza, mumps, measles, and chickenpox are called Kansenshou. If your child gets an infectious disease, you must not go to school.
 - Contact and inform the school. When the doctor says it is OK to go to school → Your child can go to school.
- If a large number of children are absent due to Influenza, etc., the entire class will be canceled.
- Stay at home when your child or other family members are showing any of the following signs:
 - fever or cold
 - tested positive for COVID-19
 - close contact with someone with COVID-19



9 Can your child do these things on their own?

- Go to the bathroom by themselves.
- Use a Japanese style toilet.
- Have a bowel movement in the morning before going to school.
- Read and write their name in Hiragana.
- Change their clothes, put on and take off their own shoes.
- Reply "Hai!" when their name is called.
- Say their own name.
- Pay attention to traffic lights and cars while walking to school using the designated route and walking home safely.
- Eat with chopsticks and spoons.
- Tell teachers or friends when they have pain or they have a problem.
- Put away their own tools, shoes and umbrella by themselves.

Japanese Style



10 Things not allowed in school

- × Do not bring money, sweets, toys, games, or comic books to school.
- × In principle, cell phones/smartphones are not allowed in school. You need permission to bring them to school.
- × Do not use a bicycle to go to school.
- × Do not take breaks without asking or go home without permission.
- × Do not dye hair, wear piercings or accessories to school.



11 School Print-outs

Your child will bring print-outs home from school.

- ① Yearly Information · School Information
The title will be different depending on the school and grade.
There is important information in the Yearly Information print-out.
 - ② Annual Event Schedule
This is the one year plan for school events such as the open class for observation days, individual parent/teacher meetings, health exams, and Sports Festival Day.
 - ③ Order forms for school supplies, etc.
Application forms for ordering school supplies. You must purchase them by the deadline indicated.
 - ④ Application forms for school events.
Confirm whether you will attend or not and submit it to the homeroom teacher.
- There are many other types of print-outs. Please be sure to keep up with them. Asking a Japanese speaker or using a translator may be helpful.



12 School Emergency Contact System

- You will receive an email or SMS from the school.
- You must register for the system in order to receive the messages.
- The messages are in Japanese, but they contain very important information so please show it to someone or use a computer translation application to figure it out.

Please follow the instructions to register that you will receive from the school at the parent information session in January or February.

There are instructions available in English, Chinese and Korean.



13 Words used at school (Vocabulary and glossary)

Subject

国語 こくご	kokugo	Japanese	体育 たいいく	taiiku	Physical Education
算数 さんすう	sansuu	Mathematics	図画工作 ずが こうさく	zugakousaku	Arts and crafts
理科 りか	rika	Science	家庭 (家庭科) かてい かてい か	katei (kateika)	Home economics
社会 しゃかい	shakai	Social studies	道徳 どうとく	doutoku	Moral education
音楽 おんがく	ongaku	Music	学活 がっかつ	gakkatsu	School Life
作文 さくぶん	sakubun	Composition	読書 どくしょ	dokusho	Reading
書写 しょしゃ	shosha	Calligraphy (Writing Japanese characters with a pencil or brush.)			
外国語 がいこくご	gaikokugo	Foreign language Studying English			
生活 (生活科) せいかつ せいかつ か	seikatsu (seikatsuka)	Life studies (1 st and 2 nd year students study science and social studies combined.)			

School Staff

校長先生 こうちょうせんせい	kouchou-sensei	Principal	担任の先生 たん にん せんせい	tannin-no-sensei	Home Room Teacher
副校長先生 ふくこうちょうせんせい	fukukouchou-sensei	Vice Principal	保健の先生 ほ けん せんせい	hoken-no-sensei	Health Teacher

School Building

正門 せいもん	seimon	The main gate	校舎 こうしゃ	kousha	School Building
教室 きょうしつ	kyoushitsu	Classroom	校庭 こうてい	koutei	School Grounds
職員室 しよくいんしつ	shokuinshitsu	Staffroom	廊下 ろうか	rouka	Hallway

じむしつ 事務室	jimushitsu	School office	きゅうしょくしつ 給食室	kyuushokushitsu	School lunchroom
たいいくかん 体育館	taiikukan	Gymnasium	とイレ トイレ	toire	Restroom
ほけんしつ 保健室	hokenshitsu	Infirmary	ろっかー ロッカー	rokkhaa	Lockers
としょしつ 図書室	toshoshitsu	Library	げたばこ 下駄箱	getabako	Shoe cupboard

What to bring

らんどセル ランドセル	randoseru	Hard case backpack	りゅっくさくく リュックサック	ryukkusakku	Backpack
きょうかしょ 教科書	kyoukasho	Text book	べんとう お弁当	o-bentou	Box lunch
ひっきょうぐ 筆記用具	hikkiyougu	Writing tools	すいとう 水筒	suitou	Water bottle
うわば 上履き	uwabaki	Indoor shoes	おやつ おやつ	oyatsu	Snacks
たいいくかんば 体育館履き	taiikukanbaki	Indoor athletic shoes	しもの 敷き物	shikimono	Plastic sheet
はんかち ハンカチ	hankachi	Handkerchief	きが 着替え	kigae	Change of clothes
ていっしゅ ティッシュ	tisshu	Pocket tissue	したぎ 下着	shitagi	Underwear
てふき お手拭き	o-tefuki	Moistened hand napkin	あまぐ 雨具	amagu	Raincoat

School life

授業 じゅぎょう	jugyou	Studying	教材 きょうざい	kyouzai	Teaching materials
学習 がくしゅう	gakushuu	Learning	給食 きゅうしょく	kyuushoku	School lunch
学級 がっきゅう	gakkyuu	School class	掃除 そうじ	souji	Cleaning
日本語学級 にほんごがっきゅう	nihongo-gakkyuu	Japanese language class	当番 とうばん	touban	Duty
出席 しゅっせき	shusseki	Attend	係 かかり	kakari	Person in charge
欠席 けっせき	kesseki	Absence	班 はん	han	Group
遅刻 ちこく	chikoku	Be late	低学年 ていがくねん	tei-gakunen	Lower grades
早退 そうたい	soutai	Leave early	中学年 ちゅうがくねん	chuu-gakunen	Middle grades
学級閉鎖 がっきゅうへいさ	gakkyuuheisa	Class closure	高学年 こうがくねん	kou-gakunen	Upper grades
登校 とうこう	toukou	Going to school	男子 だんし	danshi	Boys
下校 げこう	gekou	Leaving school	女子 じょし	joshi	Girls
集団下校 しゅうだんげこう	shuudan-gekou	Leaving school group	引率 いんそつ	insotsu	
通学路 つうがくろ	tsuugakuro	Designated route (to school)	クラブ活動 くらぶかつどう	kurabu-katsudou	Club activities
夏休み なつやすみ	natsu-yasumi	Summer holiday	応急手当 おうきゅうてあて	oukyuu-teate	First Aid

ふゆ やす 冬休み	fuyu-yasumi	Winter break	いじめ	ijime	Bullying
はる やす 春休み	haru-yasumi	Spring break	おもらし	o-morashi	Toilet accident
しゅくだい 宿題	shukudai	Homework			

Glossary

ほごしゃ 保護者	hogosya	Parent/Guardian A person who is taking care of the child at home, such as a mother or father. In cases where the parents are not taking care of the child, it could be an adoptive mother or father, or a grandparent, etc.
にゅうがくしき 入学式	nyuugaku-shiki	School Entrance Ceremony A ceremony for the new 1st graders, which takes place at the beginning of April. Parents attend in formal attire.
そつぎょうしき 卒業式	sotsugyou-shiki	Graduation Ceremony A ceremony for graduating sixth graders which takes place in March. Parents attend in formal attire.
しぎょうしき 始業式	shigyō-shiki	Opening Ceremony A ceremony held at the beginning of each semester. Parents do not attend.
しゅうぎょうしき 終業式 (修了式)	shuugyou-shiki (shuuryou-shiki)	Closing Ceremony A ceremony held at the end of each semester. Report cards are distributed. The 3rd semester ceremony is called the Completion Ceremony. Parents do not attend.
つうちひょう 通知表	tsuuchihyou	Report Card Includes your child's grades, number of days in attendance and performance at school. The name of the report card varies from school to school (Ayumi, Nobiyukuko, etc.)
ぶんさんとうこう 分散登校	bunsan-toukou	Staggered attendance (at school) Going to school by classes / grades at the arranged time.
オンライン 授業	onrain-jyugyou	Online classes Classes using the Internet: Children take classes at home using a tablet pc.

すい えい し どう 水泳指導	suiei-shidou	Swimming Instruction Children practice swimming in the school pool.
えん そく 遠足 せい かつ か けん がく 生活科見学 しゃ かい か けん がく 社会科見学	ensoku seikatsuka- kengaku shakaika- kengaku	Field Trip, Life studies field trip, Social studies field trip Studying nature, history and culture by going out of the school on an excursion.
い どう きょうしつ 移動教室	idou-kyoushitsu	Study Camp 5th graders go to "Izukogen" and 6th graders go to "Toubu" study camps, staying for several days.
うん どう かい 運動会	undou-kai	Sports Day Festival All students gather in the schoolyard for friendly sporting activities such as running sprints and dancing. Parents go and watch.
がく げい かい 学芸会 がくしゅうはっぴょうかい 学習発表会	gakugei-kai gakushuu- happyou-kai	Performances Children will perform in choirs or put on plays for parents to watch.
てん らん かい 展覧会	tenran-kai	Exhibition Items children have made will be exhibited for parents to go and see.
ひ わたし くん れん 引き渡し訓練	hikiwatashi- kunren	Emergency pick-up from school drill In case a major disaster occurs in the future, while your child is at school, parents practice picking up children at the school.
ひ なん くん れん 避難訓練	hinan-kunren	Evacuation Training Children practice evacuating, in case there will be an earthquake or fire while they are at school.
ほ ご しゃ せつ めい かい 保護者説明会	hogosha- setsumeikai	Parent/guardian information session An information session for parents about preparations required before entering school.
ほ ご しゃ かい 保護者会	hogosha-kai	Parent/Teacher meetings A meeting for teachers to give parents information about the school. It is also an opportunity for parents to socialize with each other.
がっ こう こう かい 学校公開	gakkou-koukai	Open class for observations Parents observe school classes in session, 3 or 4 times per year.
こ じん めん だん 個人面談	kojin-mendan	Individual parent/teacher meeting The homeroom teacher meets with one parent to discuss school life and family life.
さん しゃ めん だん 三者面談	sansha- mendan	Parent, Teacher and Child Meeting Children, parents and teachers meet to discuss school issues and after graduation plans.
けん こう しん だん 健康診断	kenkou-shindan	Health Exam A doctor performs various health exams.

しんたいそくてい 身体測定 (発育測定)	shintai-sokutei (hatsuiku- sokutei)	Development measurement/Growth measurement Checking health status by measuring such things as body size, weight and height.
しかけんしん 歯科検診	shika-kenshin	Dental Exam A dentist will check for cavities.
ないかけんしん 内科検診	naika-kenshin	Medical Exam A doctor uses a stethoscope to check for illness.
しんぞうけんしん 心臓検診	shinzou-kenshin	Heart Exam A Doctor will check for heart diseases.
じびかけんしん 耳鼻科検診	jibika-kenshin	Ear, Nose and Throat (ENT) Exam A Doctor will check ears and throat for illness. Ears should be cleaned at home.
しりよくけんさ 視力検査	shiryoku-kensa	Eye Exam Checking how well the child sees and if there are any illnesses.
ちやうりよくけんさ 聴力検査	chouryoku- kensa	Hearing Exam Checking how well the child can hear and if there are any illnesses.
にようけんさ 尿検査	nyou-kensa	Urine Test Checking urine components. In the morning, a urine sample is collected at home and placed in a designated container to be taken to school.
たいりよく 体力テスト	tairyoku-tesuto	Physical Fitness Test All children receive physical and athletic testing.
びーてぃーえー P T A	pee-tee-eh	Parent/Teacher Association A group for parents and teachers. PTA members participate in activities such as helping at the Sports Festival Day event, crime prevention patrols and making newsletters.
びーてぃーえー そうかい P T A 総会	pee-tee-eh soukai	PTA General Meeting A general meeting, attended by PTA members to discuss annual reports and plans.
ふりかえきゅうぎょうび 振替休業日	furikae- kyuugyoubi	Exchange day school holidays When there are school events which take place on a holiday, the school will be closed another day in exchange.
えんき 延期	enki	Postponement A scheduled event will take place at a later date.
ちゅうし 中止	chuushi	Canceled A scheduled event has been canceled.
つうがくろ 通学路	tsuugaku-ro	Commuting Route The route that your child will use to go to school will be decided.
つうがくくいき 通学区域	tsuugaku-kuiki	School District Which public school elementary and junior high school students attend is determined by address. Children go to the school nearest to their home.



14 Japanese Language School for Children

● Before entering school.

Children can study Japanese at the Ota Children's Japanese Class (available in Omori and Kamata).

Please visit the Global City Ota Cooperation Association Multilingual Consultation Desk (mics) for information.

Information for Ota Children's Japanese Language School is here →



● After entering school.

Please discuss learning Japanese at school with the homeroom teacher.

Students are given a special tutorial of Japanese language for 60 to 80 hours at school.

Furthermore, if your child wishes to study Japanese after taking the 60 hour lessons,

specially arranged Japanese tutorials at Kamata Elementary School are also available.

● Learning Japanese outside of elementary school.

Children can study at volunteer Japanese language classes. Information is available at the Global City Ota Cooperation Association Multilingual Consultation Desk.

Information for Volunteer Japanese Classes is here →



15 Where to get information when you have problems or concerns

● Discuss any school-related or studying related problems with the homeroom teacher directly.

● Global City Ota Cooperation Association Multilingual Consultation

Desk 03-6424-4924 (Monday to Friday) 10:00 am to 5:00 pm.

Address: Ota International Exchange Center (Minto Ota)

2nd floor, 4-16-8 Kamata, Ota-ku

Consultation is available in English, Chinese, Tagalog, Nepali and Vietnamese.

Consultation dates are scheduled for each language. You can discuss anything happening in your life.

● Consultations with specialists in education, psychology and development will be in Japanese. Please take someone who understands Japanese with you to the meeting. If you require an interpreter, please consult with the Multilingual Consultation Desk first.

● Education Center Consultation Room 03-5748-1202

(Monday to Friday) 9:00 am to 5:00 pm

You can consult with them about children with mental and physical disabilities and any development concerns.

● Child Home Support Center 03-5753-7830

(Monday to Friday) 9:00 am to 6:00 pm (Saturday) 9:30 am to 6:00 pm

● School Counsellor Counsellors are available for consultation at the school your child attends. Please contact the school directly for information.



外国籍保護者のための小学校案内 英語版

発行日 2019年9月

改訂 2024年9月

月

発行 一般財団法人国際都市おおた協会

〒144-0052 東京都大田区蒲田 4-16-8 2F

おおた国際交流センター (Minto Ota)

電話 03-6410-7981 E-mail info@ota-goca.or.jp

URL <https://www.ota-goca.or.jp>

企画協力 一般社団法人レガートおおた
